

# Un est tout & Tout est un



## Référence

Dessins et mise en page : Cnioe Granain

Galaxie : [www.futura-sciences.com/sciences/definitions/univers-galaxie-36/](http://www.futura-sciences.com/sciences/definitions/univers-galaxie-36/)

Yin-yang : Palluy Design

<https://www.superprof.fr/ressources/physique-chimie/seconde/structure-matiere/noyau-atome.html>

<http://coeurdechristal.forum-actif.net/t498-le-cube-de-metatron>

<http://devaproject.com/2015/03/>

[http://www.spirit-science.fr/doc\\_musique/SonForme.html](http://www.spirit-science.fr/doc_musique/SonForme.html)

<https://artedeomissao.wordpress.com/2012/04/29/torus-como-revela-a-estrutura-e-fluxo-da-energia-universal/>

<http://www.heartcom.org/GoodNewsHappens.htm>



*Théorie de l'unification de l'Univers*

Jérémy Ralchy



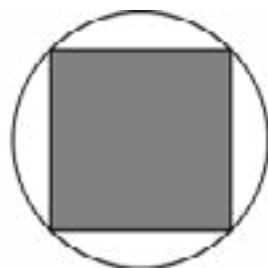
# Partie 1

**Dans l'infini:**

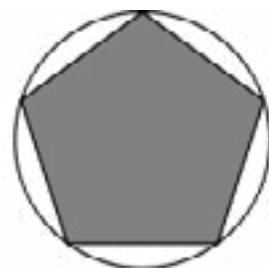
*Un est tout et un tout est un*



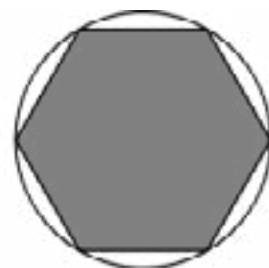
$n=3$



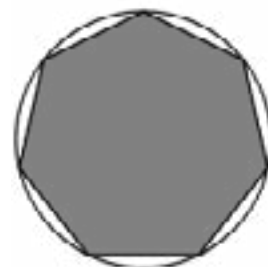
$n=4$



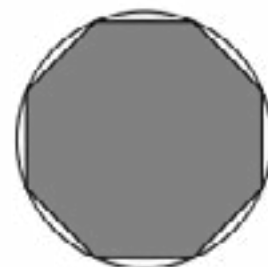
$n=5$



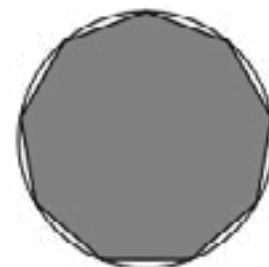
$n=6$



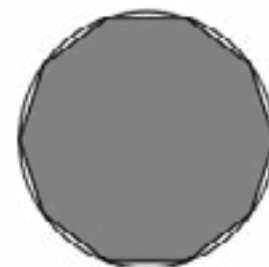
$n=7$



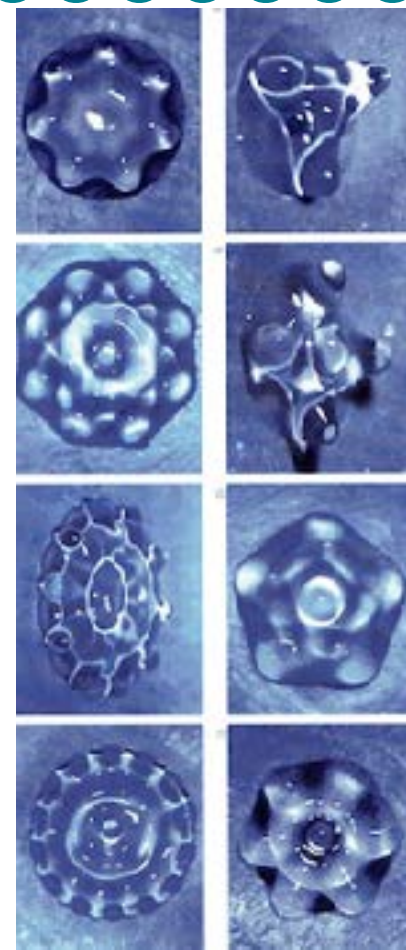
$n=8$



$n=9$






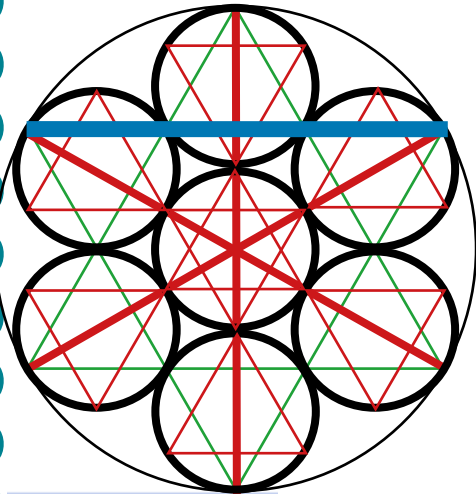
$n=10$



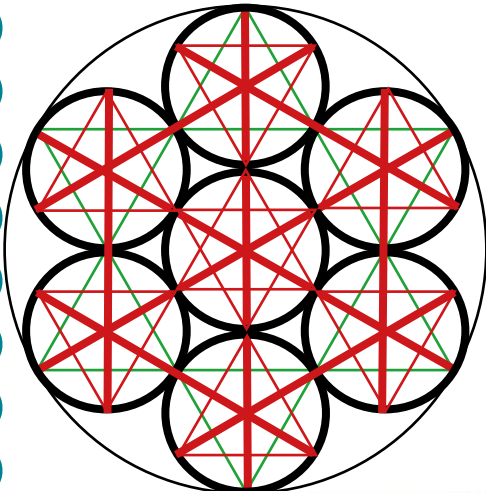
Lorsque  $n=3$  on a atteint l'état d'unité.

Lorsque le nombre  $n$  de points tend vers l'infini, la hauteur tend vers  $R$ , le périmètre du polygone vers celui du cercle (polygones réguliers pour que chaque partie soit l'ensemble d'un tout polarisé).


# Le Tout dans le Tout




n=3



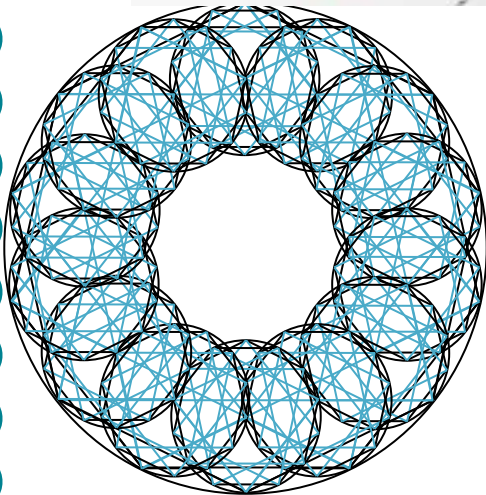
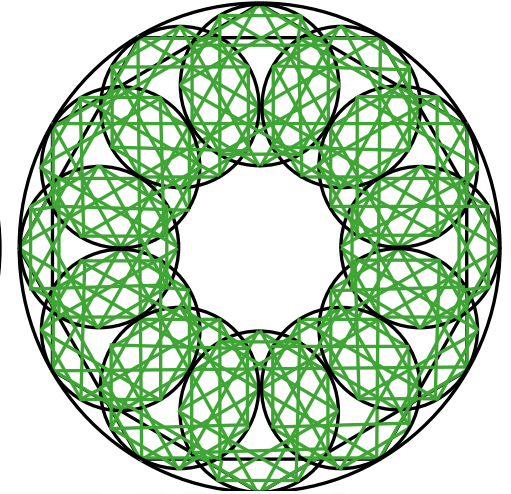
n=4



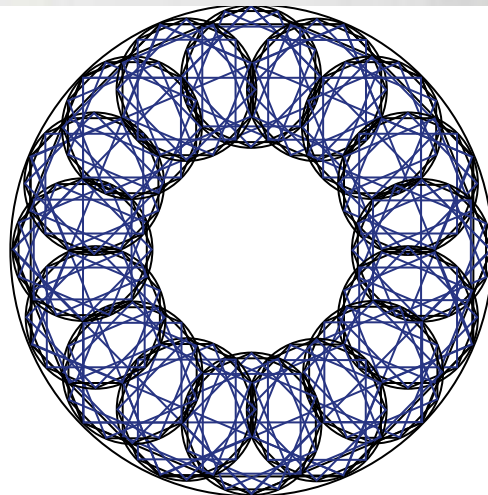
n=5



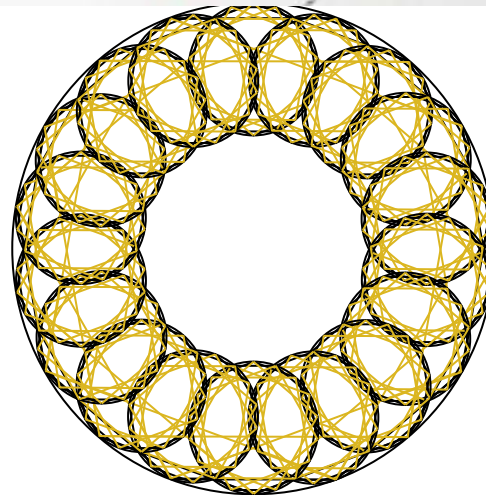
n=6



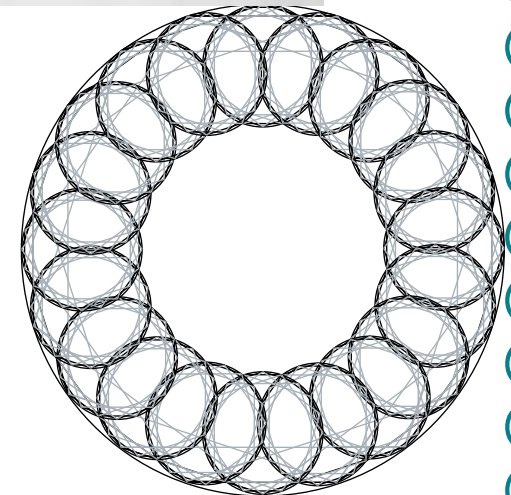
n=7




n=8



n=9



n=10



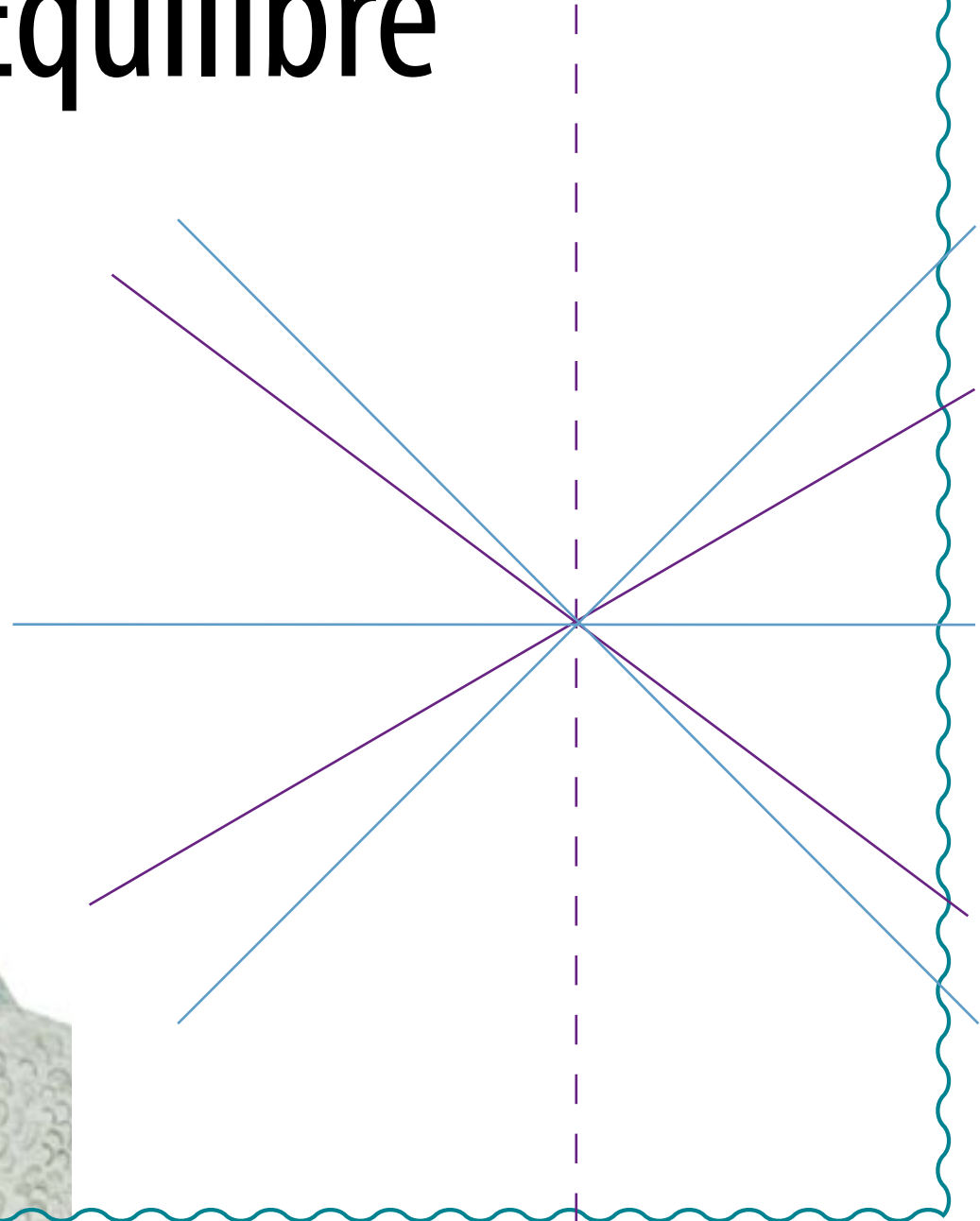
# Géométrie de l'Équilibre

# Géométrie de l'Equilibre

## Expansion de l'Univers

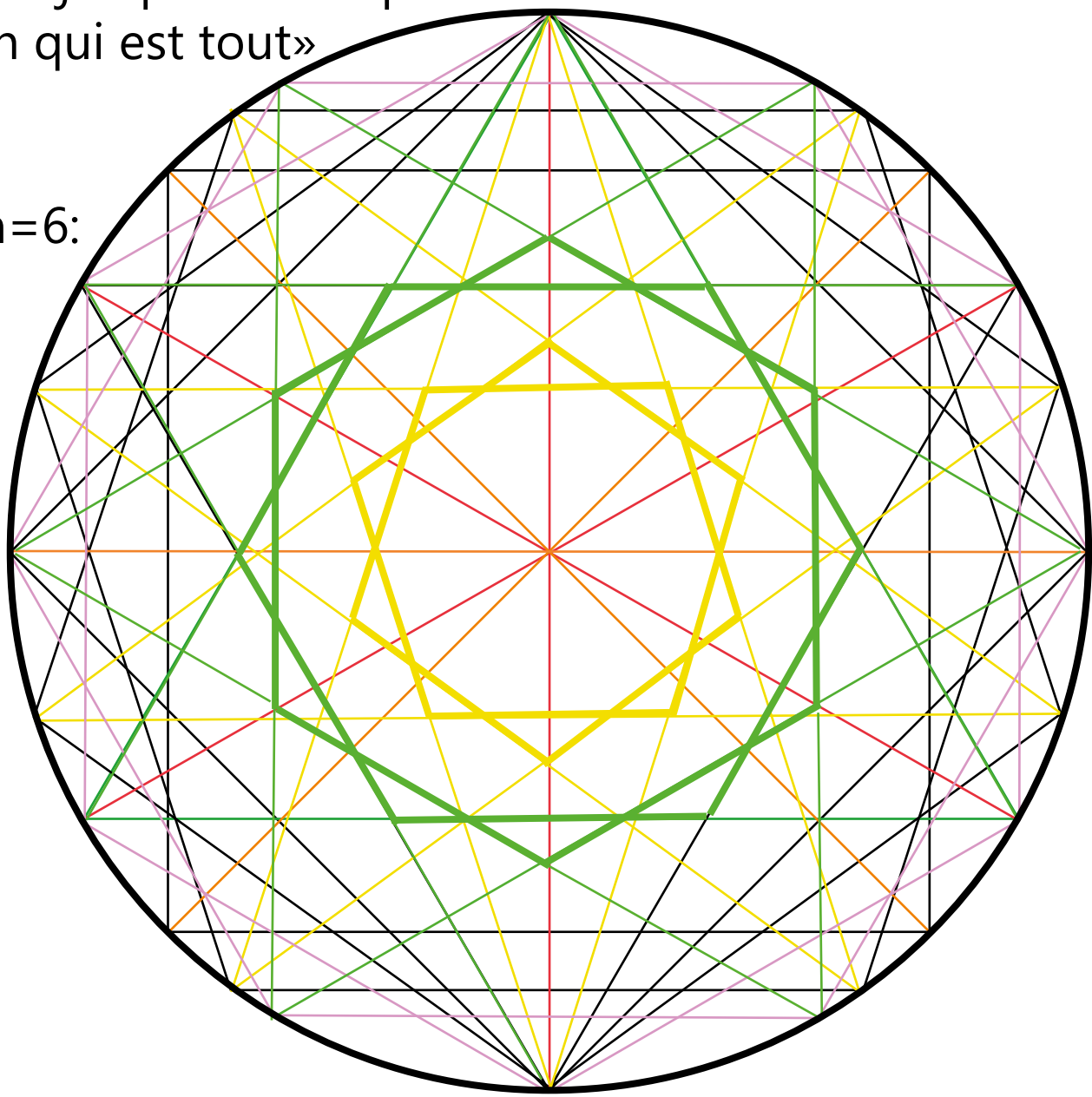
L'Univers à la fois en expansion et en contraction dans sa limite finie.

C'est l'unité qui permet de connecter les parties de l'Univers entre elles.



Puisque «un est tout et tout est un», on ajoute les figures de  $n=3$  jusqu'à l'infini pour obtenir le modèle du Tout : le «un qui est tout»

De  $n=3$  à  $n=6$ :





On ajoute  $n=7$ :

